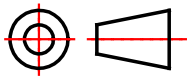
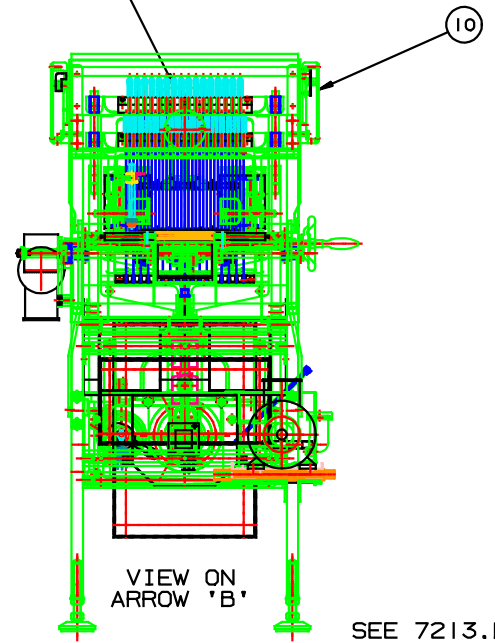
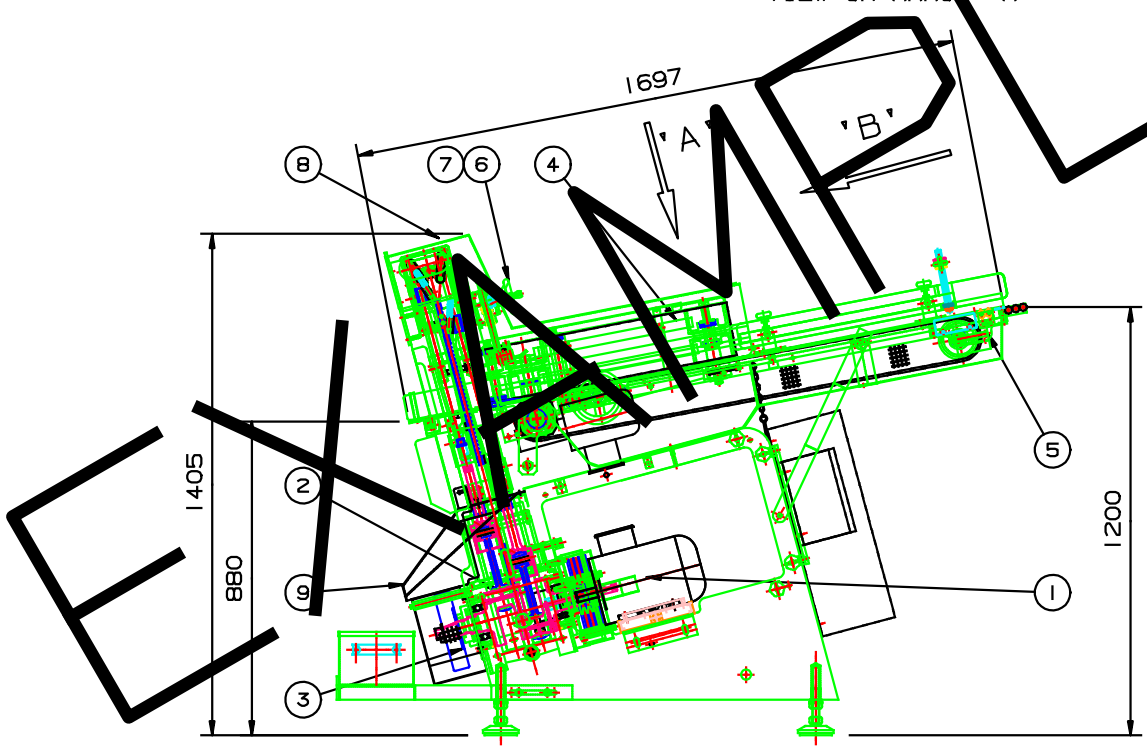
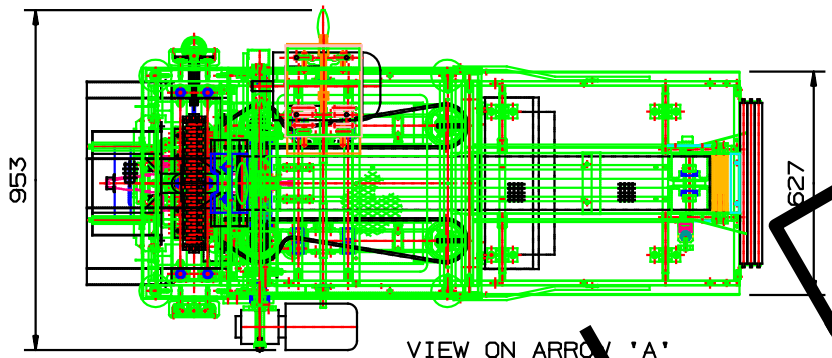


ISSUE	MOD
1	3034.DRW UPDATED JDM M.A. 20-2-2013



ITEM	PART No.	DESCRIPTION	REQ
1	3034	CARCASE ASSEMBLY	1
2	3035	4" STROKE ENGINE UNIT ASSEMBLY	1
3	0023/2436M	4" STROKE CRANK ASSEMBLY	1
4	3036	TOP CARRIAGE ASSEMBLY	1
5	3037	BOTTOM CARRIAGE ASSEMBLY	1
6	1723	HEIGHT BOX SUB ASSEMBLY	1
7	3038	HEIGHT BOX & COMB PLATE ASSEMBLY	1
8	3996	TOP GUARD ASSEMBLY	1
9	3742	BOTTOM MESH GUARD ASSEMBLY	1
10	3041	BLADE BREAK ASSEMBLY	1
11	3048	KNIFE BAR & BLADE ASSEMBLY	1
12			



SEE 7213.DRW FOR RIGHT HAND

MATERIAL	TOLERANCES ±	TITLE B51 SLICER 4" STROKE ASSEMBLY L/H	DRAWN M.A.	SCALE 1 : 1	DATE 20-04-2016
FINISH	DECIMAL ±	MACHINE B51 SLICER	APPROVED	DRAWING NUMBER 5319-1	

DOWSON FOOD MACHINERY LTD  
 COPYRIGHT © 01274 562378